

~ NORTHERN CROWN ~

Designed by K.Aage Nielsen

Model completed August 2013



@ Peter Luehr Photo

NORTHERN CROWN


A 40' L. O. A. - K. Aage Nielsen Designed cutter
Fall of 2012

By Rob Eddy & Reuben Brown

In 2012 we were commissioned by a private client on behalf of NORTHERN CROWN'S current owners, Taylor Allen and Martha White, of Rockport, Maine to build a model for them of their boat.

This was a fantastic opportunity to document one of the most lovely sea-kindly vessels in Rockport Harbor, Maine. NORTHERN CROWN was drawn in 1955 and built in 1956 and she is 58 in 2014. She was bought by Joel White in 1972 from Gill Oakley and in 1992 Taylor Allen and Martha White took ownership. The boat has now been sailed by three generations. The involvement with this boat, its designer, builder and owners carries on with love, devotion and family heritage.


Here we will show you the model construction, details and some decisions one would consider when having a model commissioned. It is not built as a plank on frame model rather a lift style model. The topsides wood is mahogany and the underbody wood is basswood.




NORTHERN CROWN
Topsides and construction plan

~ NORTHERN CROWN ~

Page 2



NORTHERN CROWN
Lower lifts and construction plan




NORTHERN CROWN
Lower lifts and lines drawing plan

Setting the Parameters

The first topic to discuss is the model scale. This is an important part because size matters in many ways. The cost of materials and display location are important boundaries that can affect cost and space in a home or office.

Construction techniques and materials used are other considerations. The display case and location in a home need careful consideration for quality, style, lighting and a display base if needed.

With this model, an important topic of discussion was about the bronze hardware. We generally build with different colored golds. Flashy yellow gold to represent a polished bronze would have been out of context with the bronze on the real vessel which has been left to weather a green bronze patina, unpolished and subtle. Our solution was to build all the metalwork using green gold and giving the parts a delicate sandblasted finish which muted the tone down to an acceptable level while giving the model the value and integrity it deserved as seen below in the mast details.




~ NORTHERN CROWN ~

Page 3



NORTHERN CROWN
Carving the hull January 21, 2013



NORTHERN CROWN
Roughed out with rabbet line keel and rudder




Port side carved away with model mounted on
our custom designed carving jig



Assorted parts under construction

~ NORTHERN CROWN ~

Page 4



Rail Cap parts laser cut from boxwood on top of drawing print-out ready for glue ing



Reuben Brown beginning the final rigging



Northern Crown
Stern view of model with boom gallows, bulwarks and railcap



Molly Eddy marveling at Reuben's rigging work and
the beauty of the mini NORTHERN CROWN

~ NORTHERN CROWN ~

Page 4



Model with actual boat photos on working base



Wm. Evans bookmatched walnut case under construction



Cockpit View

Note: The winch handle on deck and the RHE signature diamonds located in winch handle holes on winch tops



French polished finished base ready for assembly with model

~ NORTHERN CROWN ~

Page 5



Final shot before being placed into the display case

Special thanks go out to Taylor Allen and Martha White
for use in this presentation.

Taylor Allen and Martha White owners of

~ NORTHERN CROWN ~



I am not sure what I said to get this photo but we always have loads of fun
when we are together.

Thanks for many great years of fun and friendship!
Rob Eddy